

PUSHPANJALI MODERN PUBLIC SCHOOL

(GOVT.RECOGNISED)

 -Pmps@2004

Website-www.Pushpanjalitheschool.com

TEL. NO.:987393-2053,987343-2053

Session-2025-26

Summer holidays

homework



Dear Parents

Summer vacation is the much awaited time for the students. They want to make the best out of these days. At the same time, it's a great opportunity for parents to spend quality time with their children. These days are valuable and can be figured into the most useful time of the year.

A. Inculcate the habit of reading and writing.

- Create reading rituals and read together with your child. It doesn't need to be a book always. It could be anything such as newspapers, magazines, hoardings etc.

B. Sensitize your children towards plants, animals, birds and their elders.

- Grow plants with children and set a time to water them.
- Make them keep a shallow earthen pot full of water of animals, outside your house and on terrace for birds. Don't forget to feed the birds, stray dogs in this scorching heat.
- Ask them to respect their elders, hear stories from them, greet them in the morning. Also motivate them to help physically challenged person.

C. Make healthy lifestyle a priority.

D. Edify children to adopt cleanliness and personal hygiene.

E. Work in the direction of their overall development.

- Try to converse in English with them , start with small sentences.
- Try to keep your ward away from internet in case, he/she asks for a screen time. Kindly restrict the timings for games and TV
- Motivate them to play outdoor games. Play with them.

F. Nurture in them the concern about nature and others .

- Let them visit their hometown so that they stay connected to their culture and civilization.
- Make visits to public places and let them introduce about how anything functions.

The Holiday Homework must be completed in all respect and should be submitted to the class teacher/respective subject teacher within three days of reopening of School after summer vacation.

'HAPPY SUMMER HOLIDAYS'

"Activity Chart For K.G. Class"

1)	Make a collage of father's day, the places you visited in holidays, photos of doing household chores with family members.
2)	Using different textured things such as dal, sand vegetable peels, glaze sheets, whole spices, leaves etc.
3)	Make a chart showing different colours and also name those colours.

वर्णमाला: रिक्त स्थान



रिक्त स्थान में क्रमानुसार वर्ण लिखकर वर्णमाला को पूर्ण करें।

क		ग		ङ
	छ		झ	
		ड		
	थ		ध	
प		ब		
य	र			

दिए गए वर्ण से पहले का वर्ण लिखिए—

<input type="text"/>	आ	<input type="text"/>	ई	<input type="text"/>	ऊ
<input type="text"/>	ऐ	<input type="text"/>	औ	<input type="text"/>	अः
<input type="text"/>	ख	<input type="text"/>	घ	<input type="text"/>	छ
<input type="text"/>	झ	<input type="text"/>	ठ	<input type="text"/>	ढ

दिए गए वर्ण से बाद का वर्ण लिखिए—

त	<input type="text"/>	द	<input type="text"/>	न	<input type="text"/>
फ	<input type="text"/>	भ	<input type="text"/>	य	<input type="text"/>
ल	<input type="text"/>	श	<input type="text"/>	स	<input type="text"/>

चित्र देखकर पहला अक्षर लिखे और रंग भरों























रिक्त स्थान भरो



घ



ग



फ



ई



ज



प



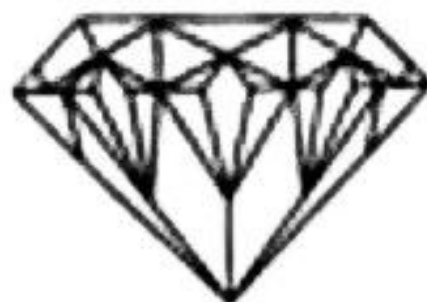
छ



न



ध



न

चित्र पहचानें और स्वर से मिलायें ।



आ



ओ



ऐ



अं



उ

ऊ



ऋ



अ



ई

1

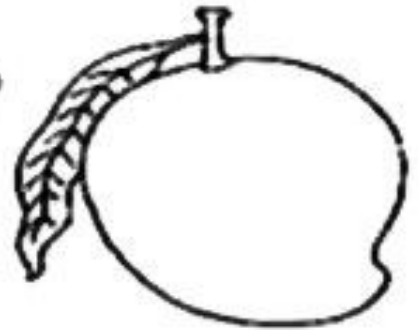

औ

इ

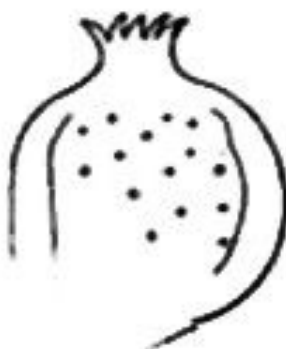


ए



मिलान करो और चित्र में रंग भरो



ऊ इ
क च ओ
आ च ओ
ध अ
उ ई




Fill the missing alphabet.



Missing Letters

Fill in the missing letters.



Help our friend Outstanding  Octopus to circle the beginning sound of each image.



c l d



o a h



w f g



e o h



i s m



c k a



p m j




r b v



s l w



q a r



b e l



t w u



g c t



y c q



o f j

Write the first letter of the pictures.



MATCHING PICTURE AND LETTER WORKSHEET



D



F



B



R



H




B



S






F



Count and Match

Count the number of fruits on each row.
Draw a line to match it with the correct number.



6

2

4

3

7

5

Before and after number




What number comes between



COUNTING FUN

Count the shapes in the big box. Write how many.



1. How many



2. How many



3. How many



4. How many



5. How many



Art & Craft :-

- * During the summer holiday's plans out and create a beautiful scrap book of :-

"My Summer Memories"

- * "Photographs"
- * "Tickets of bus / train / aeroplane / metro"

- * Make a stick puppet of your favourite fruit / vegetable and learn 5-6 lines about them.



We hope you will enjoy these activities and come back to school with a new zeal and enthusiasm.

Have a happy and Safe
Summer Holidays

Session-2025-26



Pushpanjali Modern Public
School